



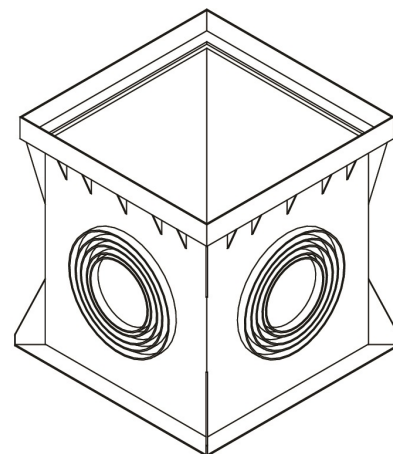
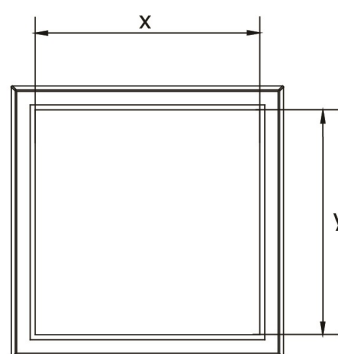
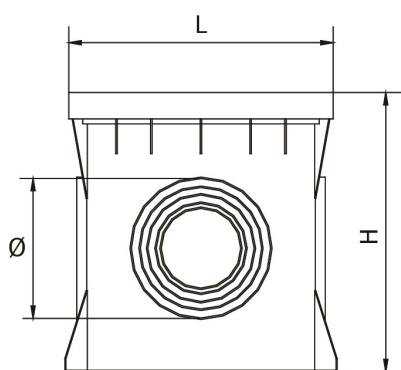
SUOLO

MUFLE
 PASSION FOR DRAINAGE

 Code
 750034

Rev. 00

Drain Box TOP 40x40



Dimensions and features

N.B. Dimensions and weights are subjected to the normal tolerances of the manufacturing

External Dimensions L x L (mm)	413 x 413
Height X x Y (mm)	400
Open Area (mm)	374 x 374
Outlets	Ø110 - Ø125 - Ø140 - Ø160 - Ø200
Material	PP
Color	Light Grey
Weight	3.7

Compatible Gratings

Grating TOP
 Grating TOP STRONG
 Cover TOP
 Cover TOP STRONG
 Cover with Syphon

The Drain Boxes of SUOLO Series are realized in PP material.

Areas of use: collect and carry the water drain of the gardens and pedestrian areas.

Main features:

- Lightness and solidity
- Easy to install
- UV resistant